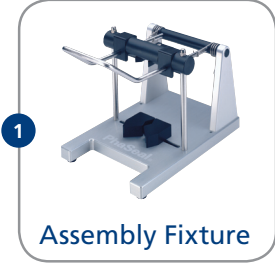


Syringe Preparation Technique

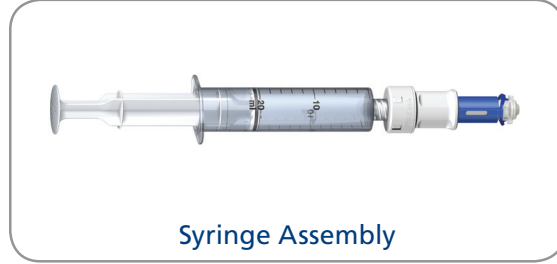


Assembly Fixture

Attach Protector to vial using Assembly Fixture




Protector




Syringe Assembly


Create Syringe Assembly by aspirating air or diluent equal to total drug volume needed into the syringe and luer lock injector onto syringe




Push



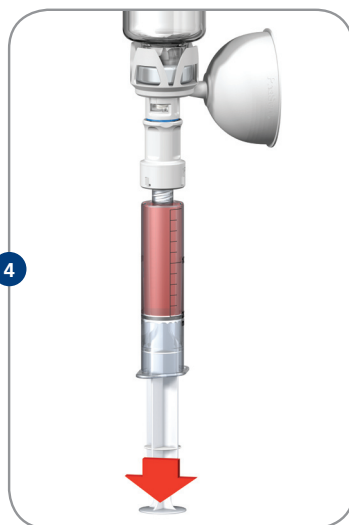
Turn (Right)




Push



Inject air or diluent



Invert vial and aspirate drug



Reverse step 2:
Pull – Turn (Left) – Pull

Note: To maintain a closed system, dispose of PhaSeal components without disassembling