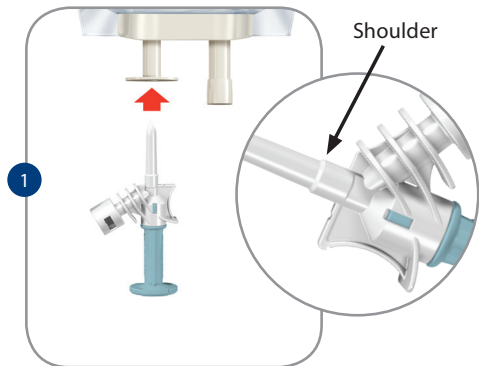
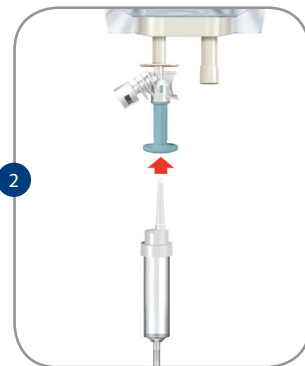



Infusion Adapter Technique



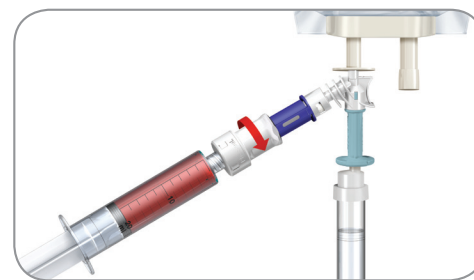
1 Spike Infusion Adapter into the bag over the shoulder to provide a secure connection



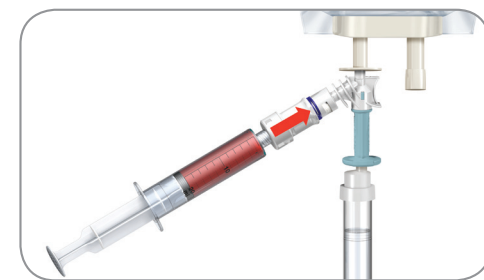
2 Open cap on blue end of Infusion Adapter; spike with administration set and prime line



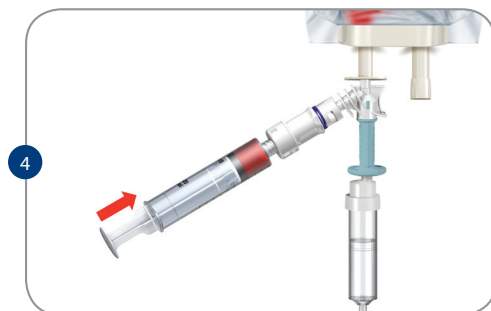
3 Push



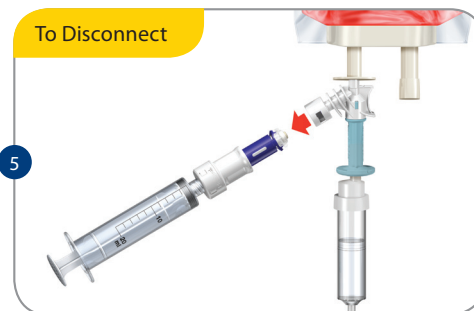
Turn (Right)



Push



4 Inject drug, then pull back 20-30mL of diluted drug to flush



5 Reverse step 3: Pull - Turn (Left) - Pull
Note: To maintain a closed system, dispose of PhaSeal components without disassembling